



## Camping Demo Weekend

*I enjoyed it immensely,  
helped by a glass or two of wine!*

*A great weekend had by all looking at a variety of setups amongst the members who attended. As always everyone was super helpful, patient and informative in explaining their setups and sharing tips and ideas. Great weather, a warm campfire and good company all made for a relaxing and informative weekend away. Many thanks Adrian and all those who helped out on the weekend.*

**Brian and Leonie Overste**

*For the minimalist/back-to-basics campers, seeing a number of setups and equipment that made smart use of the precious space really made the difference. From Dave's easy to set-up and pack stretcher and self inflating mattress to Barb and Gus' treasure trove of kitchen equipment, the number of available gear from more niche manufacturers is quite astounding.*

**Peter and Omar**

*Loved the trip. I thought the idea of having individual members show how they set up camp, in front of an audience, was good value! It certainly provided a number of members with food for thought, in terms of options for:*

*"accommodation", be it tent, swag, van or camper; bedding, cooking and other camping necessities; and loading all your camping gear into your Subaru!*

**Tony Richards**

JUNE 2022

## This issue:

CAMPING DEMO  
WEEKEND  
PAGES 4 - 15

WOODLAND  
WANDERINGS  
(PART TWO)  
PAGES 17 - 22

KOJONUP KAMP OUT  
PAGES 23 - 30

UPCOMING TRIPS  
PAGE 31





## 2021/22 Committee

### SUBARU 4WD CLUB OF WA INC.

**PRESIDENT:** David Peck 0402 177 886  
president@subaru4wdclubwa.asn.au

**SECRETARY:** Joy Unno 0429 473 709  
secretary@subaru4wdclubwa.asn.au

**TREASURER:** Deborah Stevens 0448 391 941  
treasurer@subaru4wdclubwa.asn.au

**EDITOR:** Vanessa Carn 0412 937 712  
editor@subaru4wdclubwa.asn.au

**SOCIAL ORGANISER:**  
Joanne Norton 0411 151 024  
social@subaru4wdclubwa.asn.au

**TRIPS CO-ORDINATOR:**  
Adrian Longwood 0424 723 558  
trips@subaru4wdclubwa.asn.au

#### COMMITTEE MEMBERS:

Deborah Thyne 0420 791 762, Greg Carn 0404 704 233,  
Mary Roberts 0400 714 814, Ross Mead 0417 920 848,  
Stuart Rosethorne 0408 941 239

**Contact 'all committee':** [comm@subaru4wdclubwa.asn.au](mailto:comm@subaru4wdclubwa.asn.au)

#### MERCHANDISE:

Adrian Longwood 0424 723 558

#### WEBMASTER:

Rob Griffiths 0411 249 933

Jim Wilcox 0419 040 969

#### 4WD ASSOC DELEGATES:

Adrian Longwood 0424 723 558

Keith Low 0407 477 980

#### MEMBERSHIP CO-ORDINATOR:

Ross Mead 0417 920 848  
membership@subaru4wdclubwa.asn.au

#### PROPERTY OFFICER:

Tony Richards 0414 224 734

#### ENVIRONMENT OFFICER:

Joy Unno 0429 473 709  
environment@subaru4wdclubwa.asn.au

#### SOCIAL MEDIA:

Vanessa Carn 0412 937 712  
socialmedia@subaru4wdclubwa.asn.au

## Find us on Facebook

IF YOU ARE NOT  
ALREADY A MEMBER OF  
OUR FACEBOOK PAGE  
WHY NOT FIND US AND  
JOIN THE  
CONVERSATION?



**CLUB MEMBER OF THE YEAR 2020-2021**  
DEBORAH THYNE

#### LIFE MEMBERS:

FRED OFFER  
KEITH ANDERSON  
JONEL HOUSEHOLDER,  
RAY STEWART,  
IAN JOHNSON  
PETER ANDRUSZKIW  
RON CAUNCE  
JIM WILCOX  
TONY RICHARDS  
KEITH WILCOX

# President's Report

David Peck



We had asked if anyone was interested in mid-week trips and Stephan has offered to run some over Winter, thanks. There are many new trips in June and July on the calendar and yet more in the planning stage. Keep an eye on the website for details of upcoming trips.

It was good to see the good attendance at the May general meeting as we did not have enough members to get a quorum in March and April. No doubt it was just because of everyone's concerns about COVID but remember that you can always join using Zoom on your phone, tablet or computer. The instructions are on the website.

It has been suggested that we have a poster that we can display at the Subaru dealerships around town. What we are thinking of is something A3 size, with the club logo, QR code and Facebook and website addresses, a short description of what the club does and some eye catching photos. You can see from my attempt (above) I'm not very creative and we are sure we have some creative people in the club that can do better. As an extra incentive we are offering the winner **free membership for next year**.

If you have any good photos that you would like to share please send them to me or one of the committee members as they are always useful.

## DISCLAIMER

The material presented and the views expressed in this newsletter are not necessarily those held by the Subaru 4WD Club of Western Australia Inc. Although we make every effort to keep information in the newsletter accurate and non-offensive, we do not guarantee this. If you make use of the information on this site it is at your own risk. We are not liable for any incidental, special or consequential damages arising in relation to use of the material in this newsletter.

## Please remember to support our Sponsors

SUBARU AUSTRALIA  
SUBARU WANGARA  
SUBARU OSBORNE PARK  
RICHARD'S TYREPOWER  
PREMIUM SUV OFF ROAD TRAINING  
GREENSTONE

# Camping Demo Weekend

## Testimonials

*Tylar and I had a lovely morning /afternoon tagging along with everyone on the "Moore River equipment show and tell".*

*We only planned to come for the day so that Tylar could get more driving hours on his "L" plates.*

*Tylar clocked up another 3 hours toward his 50 hour requirement to obtain his drivers licence.*

*It was great to see all the cool toys and set ups.*

*Also nice to have a cuddle with "Chip". Then it was back home for the evening.*

**Allison & Tylar**

*The camping demo weekend was a great idea of Adrian's as it allowed us to see what other people use in their car and for camping.*

*I was impressed by Gus and Barbara's display of light weight gear they take cycling as most of it could be used in a Subaru, remembering Ian Johnson's saying "there is 1000 grams in a kilogram". The idea to take your Scrubba washing bag into the shower and wash your clothes never occurred to me but I will be doing this now.*

**David Peck**

*Although it took a long time to get everyone set up, it was very informative looking at what each person had in the way of tent/camper and equipment, and how they had set up the rear of their cars. We came away with a lot of ideas for our own set-up, especially with regard to the rear of the car. (Our first purchase was the iTech battery for the Engel .) We have had jaffle irons for years, used for the usual toasties, and occasionally baked beans or eggs - never for the sweet things we saw on this trip - e.g. chocolate and marshmallows, and apple and custard in puff pastry. Or the s'mores in foil. We'll definitely be trying those when next we go with our grandkids! We had a great time.*

*Thanks everyone for sharing.*

**Barb & Gus King**

*It had been a while since I was around a camp fire with other Club members.*

*I enjoyed it immensely, helped by a glass or two of wine!*

**Tony Richards**

*It also highlights that even though they may cost a bit more than the standard designs, making the investment on high quality, cleverly designed equipment clearly offers a lot of perks. Most of these gear are also more convenient to bring on trips where weight and bulk could be an issue (i.e. cycling, hiking, etc).*

**Peter & Omar**

# Camping Demo Weekend

7 to 8 May  
Back to Nature Caravan Park



## Ice cold drinks sorted

For those who like to keep it simple, Stu showed how easy it is to set up a swag on a stretcher.

If bad weather is likely then setting up under the awning attached to his car is an option.



## A seat, a swag and a stove



Stu's **Coleman Powerhouse 414** dual fuel camp stove runs on either unleaded petrol or Shellite fuel.

This removes the need to carry a gas bottle around or worry where you can get the gas.

It also boils water quicker than gas.



# Shelter




# Camping Demo Weekend

## Quick Tips



If you are on a trip with Tash you know you will be in safe hands! We recommend you look for a First Aid Kit that is easy to store and can be accessed easily.



The smaller the better is the motto when Barb & Angus pack. With weight being the biggest issue we have with Subarus, it makes sense to downsize everything as much as possible. Even carrots!

Jo never leaves home without her sheepskin. It helps keep her warm and cosy in her camp chair as well as in her tent.



**For all your 4WD Subaru tyre and wheel needs, see our friendly sales teams at the following locations:**

**Belmont**  
9277 5418

[www.belmonttyrepower.com.au](http://www.belmonttyrepower.com.au)

**Claremont**  
9286 2299

[www.claremonttyrepower.com.au](http://www.claremonttyrepower.com.au)

**Osborne Park**  
9444 2233

[www.osborneparktyrepower.com.au](http://www.osborneparktyrepower.com.au)



**PIRELLI**

**BRIDGESTONE**

**DUNLOP**

**Continental**

**GOODYEAR**

**FALKEN**  
High Performance Tyres

**BFGoodrich**

**MICHELIN**  
A better way forward

**Cooper TIRES**

**MAXXIS**  
TIRES

**TOYO TIRES**  
driven to perform

**YOKOHAMA**

**Richard's Tyrepower**

Osborne Park Belmont Claremont



**Tyrepower**

# Camping Demo Weekend



Angus and Barbara set up camp in their new rear folding hard floor **CUB Brumby** camper trailer.



The storage under the bed is a bonus, as is having somewhere to shelter inside if the weather sets in.



Barbara is especially happy with the layout and storage in the external kitchen, and an awning is able to be set up overhead if required.



# Premium SUV Offroad Training



Specialist SUV Off  
Road Driver Training  
Courses & Products

**BOOK  
ONLINE**



**Premium SUV  
Off Road Training**

[www.psot.com.au](http://www.psot.com.au)

\$199 - Introductory Beach Sand Course

\$250 - Intermediate Bush and Sand Course

*Subaru 4WD Club Members receive \$20 discount on all courses, enter "SUB4WDWA" when booking*



## Stockist of Bushranger 4WD Gear

10% off all items in stock.

Air Compressors, Tyre Gauges &  
Recovery Gear

## SubaXtreme Metal Sump Guards Now Available



**SAVE OVER \$100 ON  
FREIGHT**

**Most models in stock  
and ready to go.**

**Forester 2003-2017 \$407  
Forester 2019-2021 \$477  
Outback 2005-221 \$407  
XV 2013-2021 \$407**

**Kinetic Snatch Ropes Now in Stock!**  
**4Ton and 5Ton available now.**  
**Soft Shackles & long bridles in stock.**  
**Enquire for prices and value kits.**

*Subaru 4WD Club Members receive 10% discount on RRP. Does not apply to monthly specials or SubaXtreme items. Subaxtreme Sump Guards RRP are based on manufacturers prices and may be subject to change. Urgent Sump Guard orders will incur a \$50 freight charge*



# Camping Demo Weekend

Adrian borrowed a **TrackStar M8Trex - Pop Top camper trailer** with heavy duty off road suspension for the night.



A comfy bed on wheels with easy rear step entry, full slide out kitchen and storage.



Brian and Leonie were happy to show their **AVAN - Pop Up camper**. The unique smart design allows super-fast set-up and pack down... and no canvas!

Inside looks cosy and comfortable too.



# Receive **\$350** worth of Genuine Subaru Accessories

When you buy your Subaru from Subaru Wangara  
Exclusive Offer to ALL Subaru 4WD Club Members



**Contact Liam Manning for more information**

Subaru  
Wangara



- 📍 10 Berriman Drive, Wangara
- ☎ 08 6446 7863
- 🌐 [subaruwangara.com.au](http://subaruwangara.com.au)
- ✉ [new@subaruwangara.com.au](mailto:new@subaruwangara.com.au)



To receive offers members must mention they are Westcycle members at time of bookings or prior to negotiations. Offer excludes Impreza.

# Camping Demo Weekend



(Above & Left) Jo showed us how easy it is to set up the **Black Stump instant three person tent**.



(Above) Peter and Omar like the simplicity of the tent that attaches to their awning.



(Left) Tony has had lots of adventures in his tent, which he plans to take to Dirk Hartog Island later this year.

David was impressed by Cruz & Sam's XV with all the gear they had packed into it (Right). The 180 degree awning looked to provide a lot more coverage with a minimal weight increase.



## SUBARU 4WD CLUB OF W.A. INC.

### CLUB MERCHANDISE – buy items at the meetings



Bisley khaki 100% cotton long sleeve shirts (in Mens and Women's sizes) are available at a subsidised cost of \$40 with logo (but no name) and \$45. with logo and name. If you buy a shirt from Club stock with no name, you can have your name added later by taking the shirt to Hip Pocket in Balcatta and having it embroidered (on the spot if you ring first) at a cost of \$7.



Royal blue and white ("Contrast") polyester/cotton polo shirts (with pocket) are available at a subsidised cost of \$15



Royal blue and white ("Podium Bold") 100% polyester polo shirts (with pocket) are available at a subsidised cost of \$15.

JBsWear Full Zip Polar Jackets (in Mens and Women's sizes) with logo (to be added) are available for \$36. Details: 100% polyester for durability; 290gsm low pill polar fleece; 2 front pockets; and adjustable elastic hem with toggles



Cap – royal blue and white. Logo to be added. Cost tba



History Books – reduced to \$10



Embroidered Badges – \$5



Club stickers \$3



Navy blue beanies – \$9

The supplier of all Club clothing items is Hip Pocket Workwear & Safety, Balcatta.  
[www.hippocketworkwear.com.au](http://www.hippocketworkwear.com.au)



Flat pack neoprene can coolers – \$5



# Camping Demo Weekend



Bedding options on display included Tash (Above) and her stretcher, Sam (Top right) with an extra layer of padding on the ground, and David (Right) with the **Zempire self inflating mattress** and **Helinox stretcher** he recently invested in.



Keith and Fiona (Above) kept it simple in their tent, while Chip made himself at home inside Jo's tent as soon as it was ready.



Tony was the first to test the new stretcher and mattress.



**do** more of the  
fun stuff



## SUBARU 4WD CLUB MEMBER'S OFFER

# 10% off your next service

Plus, receive great pricing on all parts and accessories!

Does your car have an airbag affected by the Takata recall?

**Book in now at Subaru Osborne Park**



At Subaru Osborne Park we are here to help and we pride ourselves on putting you, our customer, first.  
435 Scarborough Beach Rd, Osborne Park | Call us today on (08) 6446 7815

Subaru Osborne Park



# Storage



Peter's well thought out and crafted setup for the back of his Forester was very impressive! (Left) He has a 30 litre fridge which is shaped like a drawer and has made a very professional looking frame from square aluminium tube joined together with plastic CubeLock/Quelok joiners. He has also made a drawer to go next to the fridge and a cargo barrier at the front.

# ALL-NEW SUBARU FORESTER



Plus, we're proud  
to announce...



Standard across  
the entire range.



Discover more at:  
[subaru.com.au/forester](http://subaru.com.au/forester)  
or visit your local retailer today  
and ask about our finance options.



1. For full warranty terms and conditions visit [Subaru.com.au/warranty](http://Subaru.com.au/warranty) or call 1800 22 66 43.



# Woodland Wanderings (Part Two)

Day Three- Sunday 17 April

David Peck

It was overcast when we got up and it was 14 degrees overnight. The possible shower that we thought might happen did not and there was no condensation so the tents were dry. David had a go at metal detecting around the campsite after breakfast and found a 1979 twenty cent piece and an old bottle.

We were on the road at 8:15, and soon came across a mud hole, the first of several. Ross ably instructed us on how to manage it and we all got through ok.



**Mud hole**

Joy spotted some Mistletoe and there was an extended discussion about how the Mistletoe bird stands sideways to poop on the branch to ensure the seeds stay on the branch.

We stopped on the track for morning tea and it had taken us 1 hour 40 minutes to do 25km. We turned onto an old railway form towards Cave Hill and there was a raised portion that you could see where the sleepers had been.



# Greenstone

Accounting & Business Services

You love exploring and so do we. We're named after New Zealand's wild **Greenstone River.**

With over **15 years experience** in small business and personal tax and accounting, we save you time and money, so you can enjoy more of the great outdoors.

Book a phone appointment or meet in-person at our Inglewood office.

## Get In Touch

0419 147 650 / [tom@greenstoneaccounting.com.au](mailto:tom@greenstoneaccounting.com.au) / [www.greenstoneaccounting.com.au](http://www.greenstoneaccounting.com.au)

Business Tax Advice / Start Up Businesses / Business Structure Advice / Income Tax Return Preparation / Financial Statements / BAS Preparation / Bookkeeping



**Old railway form**

We were soon at Cave Hill and we walked to have a look at it and the adjacent wave like formation with small caves high up.



**Cave Hill**

[\(Continues over page\)](#)



### Three Dams

There was plenty of donkey poo around but we didn't see any.

We carried on to the picnic site by the three dams for lunch and Maria left us to head back to Perth via Coolgardie

After a walk up the granite to take some photos of the dams we headed East past the campsite which had several campers. We soon came to a big mud hole but managed to find a chicken track, but it also had a muddy section, rather than bog hole. Ross walked it and we figured it was doable and we all managed to get through first time with no problems.



### Muddy Section

The track had sections where you could do 40-50 km/hr but then there were a couple of other bog holes that we had to take the "chicken track".

We made it to Sunday soak and stopped to have a look at the lonely graves of Thomas Cantwell and Jerry O'Conlan who both died of thirst in December 1895 on their way to Coolgardie.

Further East there signs of mining, with many side tracks and blue metal in the potholes. Onto the highway at Higginsville a quick run to Norseman, where we refuelled before heading across the causeway towards Hyden.

As we passed through the burnt out areas from the big fires a couple of years ago, it was difficult driving into the setting sun with dust reducing visibility.

We stopped at the Woodlands campsite at 1720 which luckily wasn't burnt. We found some good campsites and put the tents up just before sunset in a stiff cold wind. Luckily the wind dropped and the night cleared as we sat around the fire.

# Woodland Wanderings

Day Four- Monday 18 April  
Daniel Bedo

I got up at 5:30 after our coolest night of the trip with the temperature at seven degrees and erratic bird twitters in a subdued dawn chorus. The wind from last evening had dropped resulting in a pleasant morning to watch the sun rise as I prepared breakfast and coffee before breaking camp. Our Woodlands campsite was beautifully timbered; a small patch left unburnt by major fires. We departed just after eight driving on the well maintained road towards Hyden. The impact of fire was clear with bare grey trunks poking two to three metres above sparse scrubby regrowth. Ross pointed out that the Gimlet tree crowns had been burnt off but the fire failed to continue down the trunk possibly because of high wood density. After leaving the burnt area changes in vegetation type and density unfolded as we progressed.

Our first stop was at Disappointment Rock, a low granite dome akin to those we had visited earlier but smaller in scale. The climb was deceptive with the convex shape of the rock giving the illusion of a receding summit. A leisurely climb provided good views over the woodlands with Mcdermid Rock prominent in the distance. Under the shelter of a group of weathered boulders there was a carpet of hardy plants using the protection and accumulated water to survive a harsh environment. We stopped here partly to discover the origin of the rock's name but none of the "interpretive" signs we saw revealed it. Perhaps that is the disappointment!



**Disappointment Rock**



(Continues over page)

## From p19

After a brief tea stop at Lake Johnson we saw the road verges pockmarked with hundreds of crater-like ant nest mounds made of pale yellow sand contrasting with the brown gravel. These continued for many kilometres before we reached the eastern edge of the wheat belt. Several columns of smoke rose over the wheat fields as farmers burnt off stubble before sowing seed. The smoke mostly spread out horizontally at an inversion layer looking like grey curtains hanging over the farms, Occasionally some smoke broke through the inversion layer rising above it in a bulbous cloud.

After lunch and refuelling at Hyden it should have been a routine drive home but my radio produced a loud howling sound with each reception then there was a long period of silence. Joy, who was behind me, passed for no apparent reason then a few km on Ross pulled off the road and we all stopped. I then discovered my radio was not transmitting and I had lost contact with the convoy. Joy had tried to indicate a problem when she overtook but I didn't see it. I continued using a handheld radio until we had a break at Brookton. Here I quickly discovered the antenna connector had worked loose; the radio worked perfectly after tightening it.

Continuing on towards Perth was uneventful. Ross formally ended the trip at Karragullen where we said our goodbyes and went separate ways. From here the traffic swelled with an interminable drive home through the city. It contrasted with the uncrowded conditions we enjoyed for the trip.



**Woodlands**

***Thanks Ross for an enjoyable trip  
arranged at short notice but well done.***

# Kojonup Kamp Out

## Day One - Friday 15 April

### Jo Norton

This was an easy drive down with just myself and Chip meeting Andrew and his son Ethan to get to the Kojonup caravan park to set up for the weekend.

We stopped in Williams for a morning tea ice cream break and then got to our spot for lunch time. The caravan park owners are just lovely but sadly selling the property.

We had just about finished setting up when Dave arrived with his little pug Stanley.

That afternoon was a chilled arvo of conversations, getting to know each other and a couple of beers.

The most excitement I had was Chip using his "Kelpie Brain" and opening up the tent for a great escape. Lucky he got himself confused and came running back when he saw me.



**Jo's tent set up**



**Chip in Williams**

# Kojonup Kamp Out

## Day Two - Saturday 16 April

### Andrew Riley



**Shy Stanley**

The morning started off fairly quiet and slow with most enjoying a slight sleep in with one "pre-teen" extending this as far as allowed! Once all had been suitably fed and watered, the three cars were loaded up for the days activities and we managed to be out and about by 9am.

Heading north back up the highway before taking the turnoff to the days first stop at a historical site we had been informed about the previous night by the owners of the caravan park. After a few km of well maintained gravel roads we arrived at the historical Carrolup Native Settlement and Marribank Mission which was part of the Stolen Generations of aboriginal children. Opened and closed several times through the decades, the settlement went through various forms including a Farm training school and Baptist mission in the later decades of its operation. Exploring the settlement was both interesting and sobering to get an understanding of an era of Australian history not often discussed.



*Exploring the settlement was both interesting and sobering*

### **Carrolup Native Settlement and Marribank Mission**







Ethan inside the Carrolup 'shop'

Farm training school



Change rooms



You can find out more about the Carrolup Story at <https://lostkatanning.com>

Leaving Carrolup, we stayed on the gravel back roads through mixed reserve and farm land until we reached the Kojonup-Katanning Rd to get back into Kojonup for a stop at the visitor information area to plan out the rest of the days stops.

(Continues over page)

## From p24

Naturally, the next essential part of business was to sample the local bakery. With only one of the bakeries in town open the choice was pretty straightforward and a selection of pies, sausage rolls and pastries were bought for sampling at the picnic area of the Apex Park.

Following the lunch break, it was time to explore the other historical sites around Kojonup including the Old Military Barracks and Spring, Elvard Cottage and Memorial hall.

The afternoon exploring was finished off with a resupply stop at the local IGA (and Liquor Barons) before topping up the vehicles ready for the next day and heading back to camp for liquid refreshments and dinner.



**Old Military Barracks**

**Elvard Cottage**



# Kojonup Kamp Out

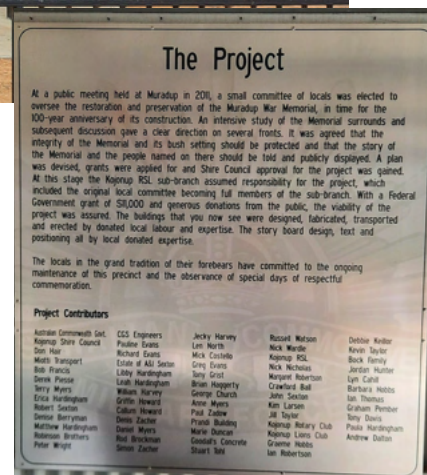
## Day Three - Sunday 17 April

### Jo Norton

We waved good bye to Dave and Stanley this morning and decided we would make our way to Boyup Brook.



On the way through we stumbled across the Muradup War Memorial. This memorial was unveiled on 20 September 1916 to record the members of the Muradup Football and Cricket Club who enlisted for World War I.



Boyup Brook was very closed. Although it was a lovely drive there. Had a lovely chat with the ladies manning the Information Centre and we decided to go to the Teapot Shed to get some scones with jam and cream. These were yummy. The preteen missed out deciding to stay in the car. The lady that runs the place is beyond accommodating and I recommend dropping in if you are in the area. The collection of tea pots of amazing.



(Continues over page)



### **Teapot collection**

To continue our cruise through the beautiful countryside we thought we would duck in for a look at Lake Towerinning to see if it was a good potential spot for a future trip. Looks great!

We decided to test our luck on dirt tracks home. We made it through without once wondering where we actually were.

When we got back it was nibbles and beers to continue the general chit chat for the day. We thankfully didn't have rain tonight so we didn't have to hide in the tents so early to stay dry.



### **Lake Towerinning**

# Kojonup Kamp Out

Day Four - Monday 18 April

Andrew Riley

Being the last day of the trip, only two vehicles remaining and just the return to Perth on the cards, there wasn't much incentive to be up and going early, a leisurely lie in, coffee and breakfast ensued. Packing up of the camp began in earnest around 8am, with the "pre-teen" evicted from his bunk by the camper being collapsed around him. Grudgingly moving to the front seat of the car freed up for packing the rest of the camper which was finally hooked up and ready for departure at 9am.

Given it was the last day of the long weekend and the expected hordes of returnees it was decided to avoid the main Albany Highway route and take the back way via Katanning, Narrogin and Brookton - a little bit longer but a lot less stressful!

A quick scoot over to Katanning allowed for the first stop of the morning and exploration of the All-Ages playground. This is a wonderful place specifically designed to convince those who should know better that they can still do the things they used to be able to do.



**Big Boys Toys**



[\(Continues over page\)](#)

## From p29

Back on the road after the short stop, it was time to start the trek back home, heading North up to Narrogin. The roads were well maintained, though with some road works ongoing, but the best part was the lack of traffic. The stop in Narrogin for lunch was disappointing to all, with the only café found to be open being slow and the food, when served, not really to par, though Chip did like the chips once cooled.

Continuing North, the lack of traffic continued to please with very little disrupting the run up to Brookton. The stop at Brookton however did throw a small spanner in the works with the camper brakes starting to play up when coming to a stop. Adjusting the settings on the electric brakes minimised the issue and we were ok to continue on for the last leg of the return home – Brookton Highway.

Unfortunately this is where our avoidance of traffic fell apart with long trains of backed up traffic behind slow vehicles obviously towing far more than their vehicles could realistically cope with. It became a case of just cruising quietly waiting for those short periods of mad overtaking which eventually got us into the outskirts of Perth. The benefit of taking the Brookton route is that it allowed ducking over through the back of Roleystone into the Hills, where Ethan and I headed off home while Jo continued on down the hill back into suburbia.



Club President David never travels without his stainless steel bucket. He uses it for heating water on the stove or fire for drinking water, washing dishes or himself.

# Day Trip

## Trips & Socials

Please refer to the club website for all dates & details  
[www.subaru4wdclubwa.asn.au](http://www.subaru4wdclubwa.asn.au)

New members are advised that UHF radio's are required for all club trips.

They can be hired from the club by indicating on the website when you put your name down for a trip or by contacting trips co-ordinator Adrian on 0424 723 558 or email [trips@subaru4wdclubwa.asn.au](mailto:trips@subaru4wdclubwa.asn.au)


### JUNE 2022

 **Hidden highlights of the Hills**  
3 June  
Stephan Millett


**Karri on in Winter**  
4 to 6 June  
Ross Mead  
Maximum 12 cars

**Gathering of the Clans**  
4 to 6 June  
Hosted by the 4WD Club of WA  
David Peck


**Subaru BBL - Bush, Beach & Lakes**  
11 to 12 June  
Adrian Longwood

 **Foraging in the Forest**  
26 June  
Adrian Longwood

### JULY 2022

 **Schools Out - Subarus Out**  
3 July  
Adrian Longwood

**Half of Hunt**  
9 to 10 July  
Keith Low

 **Subaru Rally**  
17 July  
Jo Norton & Stu Rosethorne

**Mini Golf & Lunch**  
Chillisaurus Merriwa  
24 July  
Jo Norton

 **Lake Clifton Thrombolites**  
31 July  
Joy Unno

### AUGUST 2022

**Camp Fire Cooking Learning Weekend**  
6 to 7 August  
Adrian Longwood

**Barging around Dirk Hartog Island**  
15 to 22 August  
Tony Richards

**Strike it Lucky Super Bowl Melville**  
20 August  
Jo Norton

**Lancelin Sand Dunes**  
27 August  
Adrian Longwood

### SEPTEMBER 2022

**Gallivant the Goldfields**  
3 to 18 September  
Jo Norton

**Kaarakin Clean-Up Day & BBQ**  
11 September  
Joy Unno

### OCTOBER 2022

**Annual Dinner & Awards**  
Greenhills Tavern  
22 October



The Club is running trips for members in accordance with the latest advice issued by the WA State Government COVID-19 Guidelines.

